



# **The Sustainable Community**

## **Strategy for Halton**

**2011 - 2016**

**Year end Progress Report**  
**01<sup>st</sup> April 2011 – 31<sup>st</sup> March 2012**









Halton Strategic **PARTNERSHIP**

























<b>Document Contact (Halton Borough Council)</b>	Hazel Coen (Divisional Manager Performance & Improvement) Municipal Buildings, Kingsway Widnes, Cheshire WA8 7QF <a href="mailto:hazel.coen@halton.gov.uk">hazel.coen@halton.gov.uk</a>
--	--

This report provides a summary of 2011 – 12 progress in relation to the achievement of targets within Halton’s Sustainable Community Strategy (2011 – 2016).

The following symbols have been used to illustrate current performance as against the 2011 – 12 targets and as compared to performance for the same period last year.

	Target is likely to be achieved or exceeded.		Current performance is better than this time last year
	The achievement of the target is uncertain at this stage		Current performance is the same as this time last year
	Target is highly unlikely to be / will not be achieved.		Current performance is worse than this time last year

## Healthy Halton

Ref	Descriptor	2011 / 12 Target	Direction of travel
HH 1*	a) Alcohol related hospital admissions (NI 39) (Rate 100,000 pop.)		
	b) Alcohol related hospital admissions – AAF =1 (Rate)	N/A	New Measure
HH 2	Prevalence of breastfeeding at 6-8 weeks (NI 53)		
HH 3	a) Obesity in Primary school age children in Reception (NI 55)		
	b) Obesity in Primary school age children in Year 6 (NI 56)		
HH 4	Reduction in under 18 Conception (new local measure definition for NI 112)		
HH 5	a) All age, all cause mortality rate per 100,000 Males (NI 120a)		
	b) All age, all cause mortality rate per 100,000 Females (NI 120b)		
HH 6	Mortality rate from all circulatory diseases at ages under 75 (NI 121)		
HH 7	Mortality from all cancers at ages under 75 (NI 122)		
HH 8	16+ Smoking quit rate per 100,000 (NI 123)		
HH 9	Mental Health - No. of people in counselling/ day services or on waiting lists. (NEW 2011)	Placeholder 2012/13	New Measure
HH 10	Proportion of older people supported to live at home through provision of a social care package (NEW 2011):		
HH 11	a) Increase the % of successful completions (drugs) as a proportion of all in treatment (over 18).		
	b) Increase the % of successful completions (Alcohol) as a proportion of all in treatment (over 18).	Placeholder 2012/13	New Measure

**NB - Measures HHI and HH11 are also reported within the Safer Halton priority area as SH10 and SH7 respectively. Measure HH4 is also reported under CYP 15**

















## Employment, Learning and Skills in Halton

Ref	Descriptor	2011 / 12 Target	Direction of travel
ELS 1	Increase the number of active enterprises within the Borough (NEW 2011)		
ELS 2	Increase the proportion of business diversity (NEW 2011)		
ELS 3	Increase the number of people classed as self-employed ( NEW 2011)		
ELS 4	Reduce the proportion of people with no qualifications		
ELS 5	Increase the percentage of people achieving NVQ Level 4 and above (Revised NI 165)		
ELS 6	Increase the percentage of adults using a library (NI 9)	Placeholder 2012/13	N/A
ELS 7	Reduce the percentage of people registered unemployed and seeking employment (JSA claimants) NI 152		
ELS 8	Reduce the percentage of the working age population claiming out of work benefits (Revised measure)		
ELS 9	Increase the gross weekly earnings by residents (NI166)		
ELS 10	Increase the number of residents accessing welfare rights/ debt advice at a casework level (Local Measure - HBC only for 2011/12) a) Debt b) Welfare Rights		

## Safer Halton

SH 1	Reduce Actual Number of ASB incidents recorded by Cheshire Police broken down into youth and adult incidents		
SH 2	Reduce the number of Arson incidents (NI33)		
SH 3	Reduced perception of antisocial behaviour by Residents (NI 17)		
SH 4	Safeguarding Children: Reduce the Number of Young People who repeatedly run away in Halton (NEW 2011)		


































## Safer Halton continued

Ref	Descriptor	2011 / 12 Target	Direction of travel
SH 5	Vulnerable Adults – Safeguarding: Increase the percentage of VAA Assessments completed within 28 days		
SH 6	Reduce repeat incidents of domestic abuse within the MARAC Cohort (NI32 )		
SH 7	a) Increase the % of successful completions (drugs) as a proportion of all in treatment (over 18)		
SH 7	b) Increase the % of successful completions (Alcohol) as a proportion of all in treatment (over 18)	Placeholder 2012/13	New Measure
SH 8	a) Reduce the number of individuals re-presenting within 6 months of discharge (Drugs) NEW 2011		N/A
SH 8	b) Reduce the number of individuals re-presenting within 6 months of discharge (Alcohol)	Placeholder 2012/13	New measure
SH 9	Reduce the rate of young people (0-18) admitted to hospital due to substance misuse (will include alcohol)		
SH 10	Reduce Alcohol related hospital admissions (NI 39)		
SH 11	Reduce the re-offending rates of repeat offenders (RO's in the Navigate IOM scheme) (Formerly NI 30)		New Measure
SH 12	Reduce the number of first time entrants to the Youth Justice System (formerly NI111).	N/A	New measure
SH 13	Use of Custody (NEW 2011)	N/A	New measure
SH 14	Reduce the proportion of individuals within the Navigate cohort who's offending is substance misuse related.	Placeholder 2012/13	New measure
SH 15	Reduce the re-offending rate of young offenders (Formerly NI 19)	Placeholder 2012/13	New measure
SH 16	Reduce serious acquisitive crime (Formally NI16)		
SH 17	Reduce Assault with Injury crime rate (Formerly NI 20)		

## Children & Young People in Halton

Ref	Descriptor	2011 / 12 Target	Direction of travel
<b>CYP 1</b>	Increase the percentage achieving 78+ points across EYFS (6+ CLL and PSE)		
<b>CYP 2</b>	Increase the percentage of children attaining level 4 or above in English & Maths		
<b>CYP 3</b>	Increase the percentage achieving 5+ A*-C including English & Maths		
<b>CYP 4</b>	Increase the percentage achieving Level 3 at 19		
<b>CYP 5</b>	Reduce the percentage of young people not in education, employment or training		
<b>CYP 6</b>	Reduce the Percentage of children who are obese in Year 6		
<b>CYP 7</b>	Reduce the rate of CYP admitted to hospital for substance misuse	N/A	New measure
<b>CYP 8</b>	Increase the Percentage of referrals with evidence of early help and support (CAF)		
<b>CYP 9</b>	Increase the Percentage of educational settings with overall effectiveness Good/ Outstanding	N/A	
<b>CYP 10</b>	Reduce the Attainment gap between FSM and Halton average KS2		
<b>CYP 11</b>	Reduce the Attainment gap between FSM and Halton average KS4		
<b>CYP 12</b>	Improve the identification of Special Educational needs at School Action Plan and School Action plus	N/A	N/A
<b>CYP 13</b>	Increase the percentage of young people progressing to Higher Education	N/A	N/A
<b>CYP 14</b>	Increase the percentage of children with SEN or receiving enhanced provision achieving 2 levels progress	Placeholder 2012/13	New measure
<b>CYP 15</b>	Reduce under 18 conception rate, percentage change from 2009 baseline position		
<b>CYP 16</b>	Reduction in child and family poverty	Placeholder 2012/13	New measure
<b>CYP 17</b>	Increase the percentage of children in care achieving their expected outcomes at KS2 & KS4	Placeholder 2012/13	New measure

## Environment and Regeneration in Halton

Ref	Descriptor	2011 / 12 Target	Direction of travel
ER 1	a) Number of Local bus passenger journeys originating in the authority area NI 177		
	b) Number of passengers on community based accessible transport PPT LI 28		
ER 2	a) Percentage of buses starting route on time		
	b) Percentage of buses on time at intermediate timing points		
ER 3	Average Number of days to repair street lighting faults		
	a) Non Distribution Network Operators		
	b) Distribution Network Operators		
ER 4	Percentage of road carriageway where maintenance should be considered		
	a) Principal Carriageways		
	b) Non-Principal Carriageways		
	c) Unclassified Carriageways		
ER 5	Satisfaction with the standard of maintenance of trees, flowers and flower beds		
ER 6	Residual household waste per household (Kgs)		
ER 7	% of household waste recycled / composted		
ER 8	Percentage of municipal waste land filled		
ER 9	Satisfaction with the standard of cleanliness and maintenance of parks and green spaces		
ER 10	Number of Green Flag Awards achieved for Halton		
ER 11	Improved local biodiversity – active management of local sites.		
ER 12	To regenerate 5 hectares of urban sites per annum for the next five years		N/A
ER 13	To make sure there is a 5 year rolling supply of housing land available for 2000 homes over 5 years	N/A	N/A